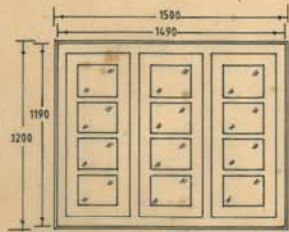



NOTES :-

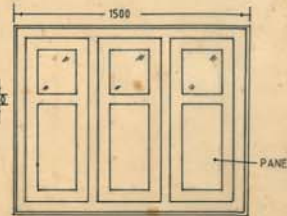
1. DIMENSIONS. IN MILLIMETRES.
2. NOTE No 2 TO 9 REFER SHEET No 6/7




15 WS 12 - A  
GLAZED



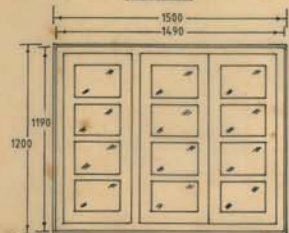
15 WS 12 - B  
GLAZED




15 WS 12 - C  
PANELLED & GLAZED



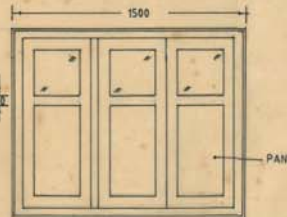
15 WS 12  
WIRE GAUZE




15 WS 12 - A  
GLAZED



15 WS 12 - B  
GLAZED




15 WS 12 - C  
PANELLED & GLAZED




15 WS 12  
WIRE GAUZE



18 WS 12 - A  
GLAZED



18 WS 12 - B  
GLAZED

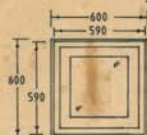


18 WS 12 - C  
PANELLED & GLAZED

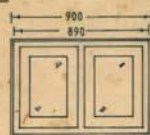


TYPE OF VENTILATORS


1. S. 1003 (P. 1), 1966



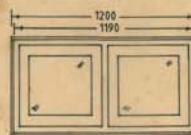
6 V 6  
GLAZED




9 V 6  
GLAZED



10 V 6  
GLAZED



12 V 6  
GLAZED



15 V 6  
GLAZED



18 V 6  
GLAZED

CE	Rajendra Pal 22/4/32
CGE	H. L. ...
Dy. CE/PL & D.	...
AEN/PL	...
AEN/D.	...
AEN/ARCH	...
DESIGNATION	SIGNATURE

01111993  
119101007

HEAD QUARTER  
NORTH EASTERN RAILWAY

TYPE PLAN

OF  
WINDOWS : 15 WS 12, 18 WS 12  
AND  
VENTILATORS: 6 V 6, 9 V 6, 10 V 6,  
12 V 6, 15 V 6, 18 V 6

H.Q. REF.

SCALE : 1 : 20

PRO. BY,

PRO. BY,

HDM/TP,

CDM/IC,

CDM/W & G.

ALT. No.

DESCRIPTION

INITIAL & DATE