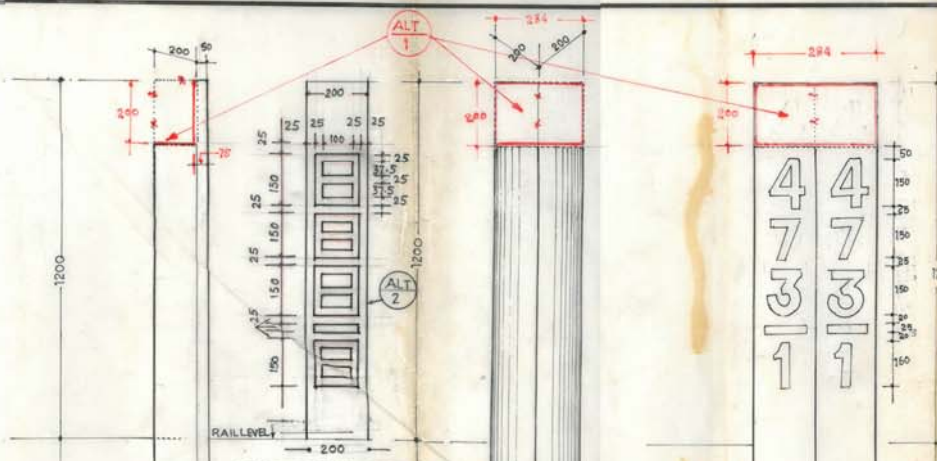
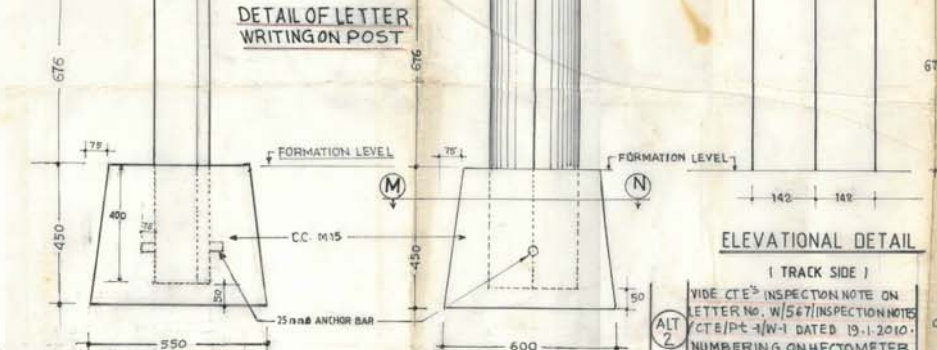


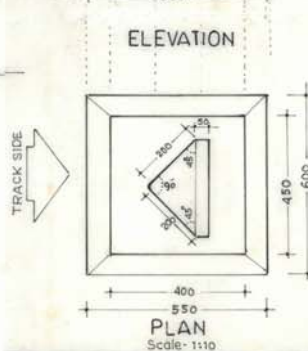
CROSS SECTION
Scale- 1:50



DETAIL OF LETTER WRITING ON POST



ELEVATIONAL DETAIL
(TRACK SIDE)



PLAN
Scale- 1:10

- NOTE**
1. ALL DIMENSIONS ARE IN M.M.
 2. HECTOMETER POST WILL HAVE WHITE BACKGROUND DULY PAINTED WITH APPROVED QUALITY PAINT.
 3. LETTERS/FIGURES TO BE PAINTED WITH BLACK PAINT ON BOTH FACE OF POST.
 4. RAMMING OF EARTH AROUND THE FOUNDATION MAY BE ENSURED FOR VERTICALITY.
 5. THE HECTOMETER POST SHOULD NOT INFRINGE THE SCHEDULE OF DIMENSION SPECIAL ATTENTION IS DRAWN TO CORRECTION SLIP No. 17 TO B.G. 500, 1973 REPRINT, ISSUED VIA BOARD'S LETTER No. 18/400/50/19 DATED 13-11-84.
 6. THE HECTOMETER POST SHALL BE TRIANGULAR IN SHAPE AND ADJOINING SIDES SHALL BE KEPT AT 45° TO THE DIRECTION OF MOVEMENT SO AS TO IMPROVE VISIBILITY.
 7. THE HECTOMETER POST SHOULD BE PROVIDED ON THE LEFT SIDE ON SINGLE LINE TRACK. ON DOUBLE LINE THE HECTOMETER POST SHOULD BE PROVIDED ON LEFT SIDE OF BOTH OF THE TRACKS, WITH RESPECT TO THE NORMAL DIRECTION OF MOVEMENT.
 8. ON SINGLE LINE, THE NUMBER WILL BE REPEATED ON BOTH THE SIDES OF HECTOMETER POST FACING TRACK, WHILE ON DOUBLE LINE THE NUMBER SHALL BE PAINTED ON ONE SIDE ONLY SO AS TO FACE THE NORMAL DIRECTION OF TRAIN MOVEMENT.
 9. THE HECTOMETER POST SHALL BE IN ADDITION TO THE Km. POST THE NUMBERS WHICH WILL BE PAINTED SHALL SHOW HECTOMETER POST NUMBER ONLY, I.E. THE Km. NUMBER SHALL NOT BE REPEATED. THE HECTOMETER POST NUMBER SHALL INCREASE FROM 1 TO 9 IN THE DIRECTION OF INCREASING Km. FOR BOTH SINGLE OR DOUBLE LINE.
 10. HECTOMETER POSTS AT EVERY 100 METRES ALONG THE TRACK IN NON-ELECTRIFIED TERRITORY SHOULD BE PROVIDED.
 11. ALL CONCRETE WORK SHOULD BE DONE AS PER IS CODE No. 456-2000.
 12. THE HECTOMETER POST SHOULD NOT INFRINGE THE SCHEDULE OF DIMENSION (B.S.) REVISED (2004) UP TO CORRUG ENDUM SLIP NO. 6.
 13. THE 4-BLOCK OF SHAPE SHALL BE ENGRAVED 6MM DEEP WHILE CASTING THE HECTOMETER. THE KILOMETER & HECTOMETER N.E. SHALL BE PAINTED AS PER REQUIRED FIGURE WITH BLACK PAINT IN ENGRAVED BOX OF SHAPE □ IN THE DIRECTION OF INCREASING KILOMETER IN SINGLE OR DOUBLE LINE.

VIDE C.T.E.'S INSPECTION NOTE ON LETTER NO. W/567/INSPECTION NOTES /CTE/PT-1/W-1 DATED 19-11-2010. NUMBERING ON HECTOMETER POST NOTED NO. 5 AND 9 MODIFIED.

ALT	DESCRIPTION OF WORK	SIGNATURE
ALT 2		

SL. No.	DESCRIPTION OF WORK	SIGNATURE
1	VIDE C.T.E.'S ORDER ON FILE NO. N/229/2/163/2004 DATE 16-8-05 A PLANE SURFACE OF 200x200mm PARALLEL TO THE TRACK & 200mm FROM THE TOP BY SLICING THE PORTION TO ACCOMMODATE ON THE PLANE SURFACE SYMBOL OF TELEPHONE ALONG WITH ARROW.	

Drawn by: JE-1/DRG./BLDG. (Signature)
 Drawn by: JE-1/DRG./BLDG. (Signature)
 A.K. Mishra 18/3/04 SE/DRG./BLDG.
 (Signature) 18/3/04 SSE/DRG./Hg.

CE	
CE/PL & TP	(Signature)
DY.CE/P&D	(Signature)
AXEN/PL	(Signature)

OFFICER'S SIGNATURE
 C.E.'s PLAN No. GML1-2004 T-907001

NORTH EASTERN RAILWAY
TYPE PLAN
INSTALLATION OF HECTOMETER POST ALONG THE TRACK

SCALE-	1:10, 1:50
HQ. File No.	W-81/DRG IPL/28